

Education, Inclusion & Provision Department

Revenue Budget as at 30 June 2023

	Annual Budget	Budget to Date	Actual Spend	Variance (Overspend)	Forecast Outturn
	£'000	£'000	£'000	£'000	£'000
Expenditure					
Employees	7,414	1,906	1,851	55	280
Premises	130	36	36	0	0
Supplies & Services	1,297	928	938	(10)	(87)
Transport	6	1	0	1	0
Schools Transport	1,588	157	364	(207)	(961)
Commissioned Services	1,654	44	44	0	0
Grants to Voluntary Organisations	10	0	0	0	(65)
Independent School Fees	6,728	1,642	1,642	0	0
Inter Authority Special Needs	604	131	131	0	0
Pupil Premium Grant	220	21	21	0	0
Nursery Education Payments	7,467	1,726	1,726	0	0
Capital Financing	1	0	0	0	0
Total Expenditure	27,119	6,592	6,753	(161)	(833)
Income					
Fees & Charges Income	-207	-60	-61	1	21
Government Grant Income	-856	-214	-214	0	0
Schools SLA Income	-445	-146	-146	0	0
Reimbursements & Other Grant Income	0	0	-40	40	40
Transfers from Reserves	-134	-25	-25	0	0
Dedicated Schools Grant	-18,731	-4,683	-4,683	0	0
Inter Authority Income	-483	-113	-113	0	0
Total Income	-20,856	-5,241	-5,282	41	61
Net Operational Expenditure	6,263	1,351	1,471	(120)	(772)
Recharges					
Premises Support	281	70	70	0	0
Transport Support	441	108	108	0	0
Central Support	1,612	404	404	0	0
Asset Rental Support	17	0	0	0	0
Recharge Income	0	0	0	0	0
Net Total Recharges	2,351	582	582	0	0
Net Departmental Expenditure	8,614	1,933	2,053	(120)	(772)

Financial Position

The net Departmental expenditure is £0.120m over budget at the end of quarter one, based on available information. The forecast outturn for 2023/24 is currently an overspend against budget of £0.772m. The main variances being school transport and staffing.

Core funded employee expenditure is forecast to be £0.280m under budget at year end. As in previous years there are a number of vacancies across the department. The most notable of these is the Executive Director position. This is currently being covered by Interim agency staff, with position likely to be filled Autumn 23. There are a number of vacant positions across the department that are being acted-up/covered by agency staff. It is hoped that the majority of these vacancies will be filled by the end of this financial year but there will not be full year costs for them in 2023/24, resulting in a one off saving.

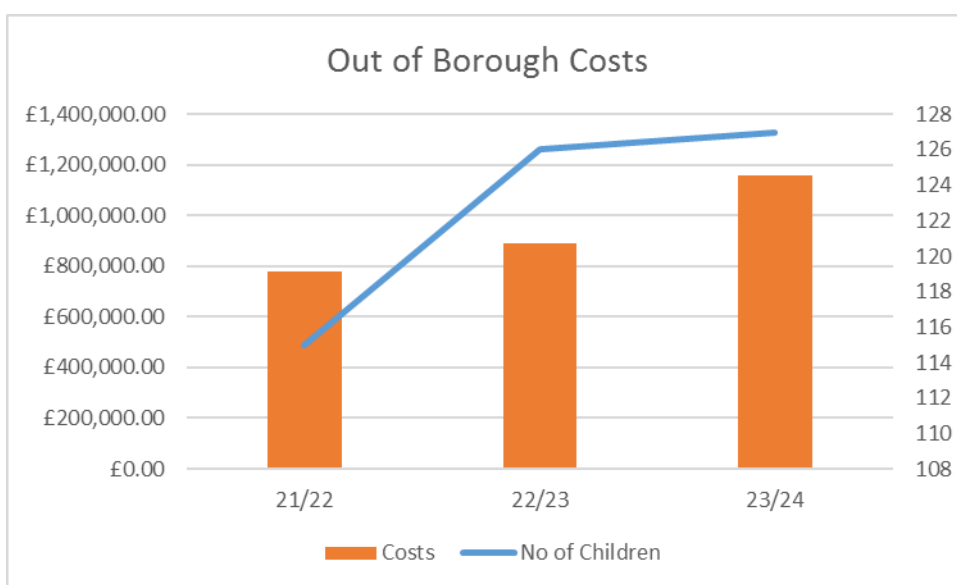
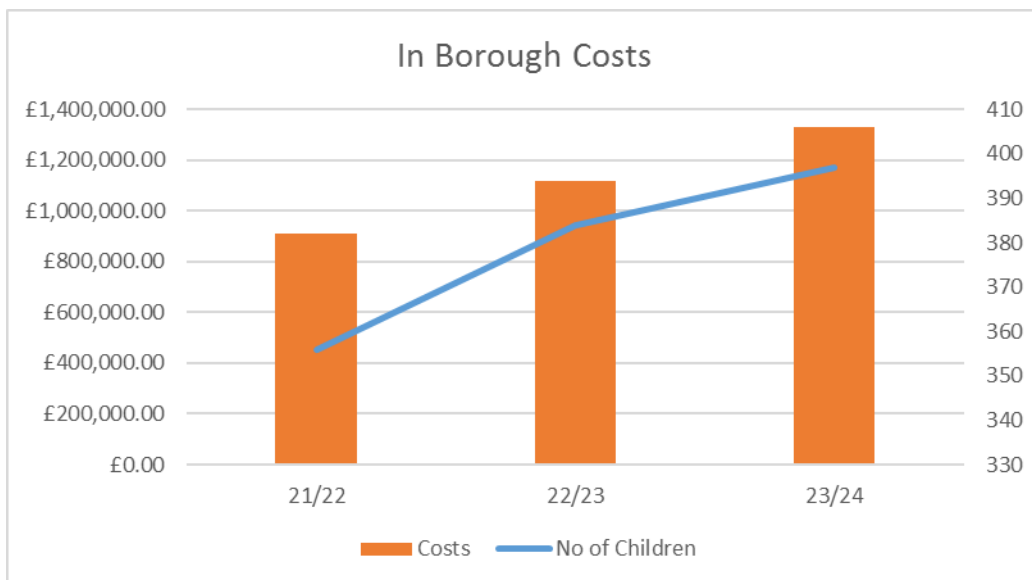
Supplies and services costs are forecast to be over budget at year-end by approximately £0.087m due to licence costs. All spend in this area is essential spend only and the budget holders across the Department closely monitor all spend.

Schools Transport is the main budget pressure for Education, Inclusion and Provision. The Council has a statutory responsibility to provide Special Educational Needs (SEN) pupils with transport. The budget can be split into two main areas; between SEN pupils attending an In Borough School and those attending out of Borough Schools.

The table below breaks down the split between the different areas, and how each areas spend compares to budget

	2023-24 as at Q1				
Area	No. of Users	Budget £'000	Projected Spend £'000	Variance £'000	Average Cost per User £
In Borough	397	1,104	1,330	(226)	£3,350
Out of Borough	127	426	1161	(735)	£9,142
Total	524	1,530	2,491	(961)	

At Q1 there are currently 524 service users, the majority of which attend schools within the Borough, 397 compared to 127 out of the Borough. As can be seen both areas are overspending compared to budget. However, the Out of Boroughs overspend is far greater than the In Borough. The demand for the School Transport service is increasing in line with the increasing number of pupils with SEN within the Borough. The graphs below show that the number of SEN children using this service has increased year on year, which has driven the costs up.



It is worth noting though that this situation is not unique to Halton, it is a pressure across all Councils nationwide.

Grants to Voluntary Organisations is forecast to be over budget by £0.065m at year end. This is due to the Positive Behaviour Service. The department pays a contribution to this service each year, however, the cost is significantly higher than the budget. This has been covered in previous years by utilising grants available, such as Dedicated Schools Grant.

Reimbursements and Other Grant Income has generated £0.040m above budget in Q1. Presently this forecast consists of contributions from the CCG towards Integrated Youth contracts. However, in previous years there has also been other income such as reimbursements from parents for schools transport costs for elected placements. This type of income is demand / service led and so there is no target/forecast for it presently.

School SLA income is forecast to be achieved, with the possibility of services such as Educational Psychology and Education Welfare generating higher levels of income than initially targeted as both are in high demand from schools. As a result they generally achieve higher levels of income than initially targeted.

Approved 2023/24 Savings

Please see Appendix A for full details

Risks/Opportunities

Cost of Out of Borough transport increasing year on year, due to demand and high fuel costs. The average cost for out of borough users has increased from £7,079 (2022/23) to £9,142 in the first quarter of the current financial year.

Supporting Families has a large surplus reserves balance (£745,413 as at 31.03.23), which is expected to increase to £788,464 by end of 2023/24. It has been suggested that this be utilised to fund core activity.

Capital Projects as at 30 June 2023

	Annual Capital Allocation	Allocation to Date	Actual Spend	Total Allocation Remaining
	£'000	£'000	£'000	£'000
Expenditure				
Asset Management Data	12	0	0	12
Capital Repairs	904	78	67	837
Asbestos Management	12	0	0	12
Schools Access Initiative	30	0	0	30
Basic Needs Project	279	1	0	279
Fairfield Primary School	283	1	0	283
Cavendish School	23	6	0	23
SEMH Free School	232	1	0	232
SEND capital allocation	3,200	80	73	3,127
SCA unallocated	84	0	0	84
Family Hubs	56	0	0	56
Total Capital	5,115	167	140	4,975

Comments on the above figures

The majority of the SEND works are taking place over the summer holiday as are the majority of the Capital repairs.

Cavendish School remodelling should be starting on site shortly now that planning consent has been received.



Fairfield project is still at feasibility stage.

Asbestos management surveys are updated annually and remedial work carried out where necessary.

EDUCATION, INCLUSION AND PROVISION DEPARTMENT

APPENDIX A

Ref.	Service Area	Net Budget £'000	Description of Saving Proposal	Savings Value			Current Progress	Comments
				23/24 £'000	24/25 £'000	25/26 £'000		
EIP1	Education Psychology Service	339	There is excess demand from schools for the Education Psychology Service. The service is valued and there is opportunity to expand our offer and generate additional income.	0	52	0	U	To be reviewed
EIP2	SEN Assessment Team	82	Consideration will be given to funding the full service costs from the High Needs Block of the Dedicated Schools Grant.	0	80	0	U	To be reviewed
EIP5	Commissioning	148	Review with Health colleagues how the Emotional Health and Wellbeing Service for Children in Care, Care Leavers and Carers could instead be provided by Child and Adolescent Mental Health Services (CAMHS) as they are commissioned by the Integrated Care Board.	0	148	0	U	To be reviewed

EIP5	Commissioning	291	Additional funding for Youth Grants has been confirmed for three years from the DfE Holiday Activity and Food Programme grant, therefore core budget can be released.	40	0	0		On target to be achieved
EIP9	Education Welfare Service	396	There has been increased buy-back of this service from schools and as a result the income budget can be increased.	60	0	0		On target to be achieved
Total Education, Inclusion and Provision Department				100	280	0		

